

PUNTO ZIGZAG TUNECINO

TUNISIAN ZIGZAG STITCH



Vídeo en: <https://youtu.be/PYXS7PcnZ4s>

pts = puntos **sts = stitches**

NÚMERO DE CADENETAS INICIAL

Depende de dos cosas:


1. nº de picos que queremos hacer
2. nº de puntos entre los picos

NUMBER OF FOUNDATION STITCHES

It depends on two things:

1. no. of corners to make
2. no. of stitches between the corners

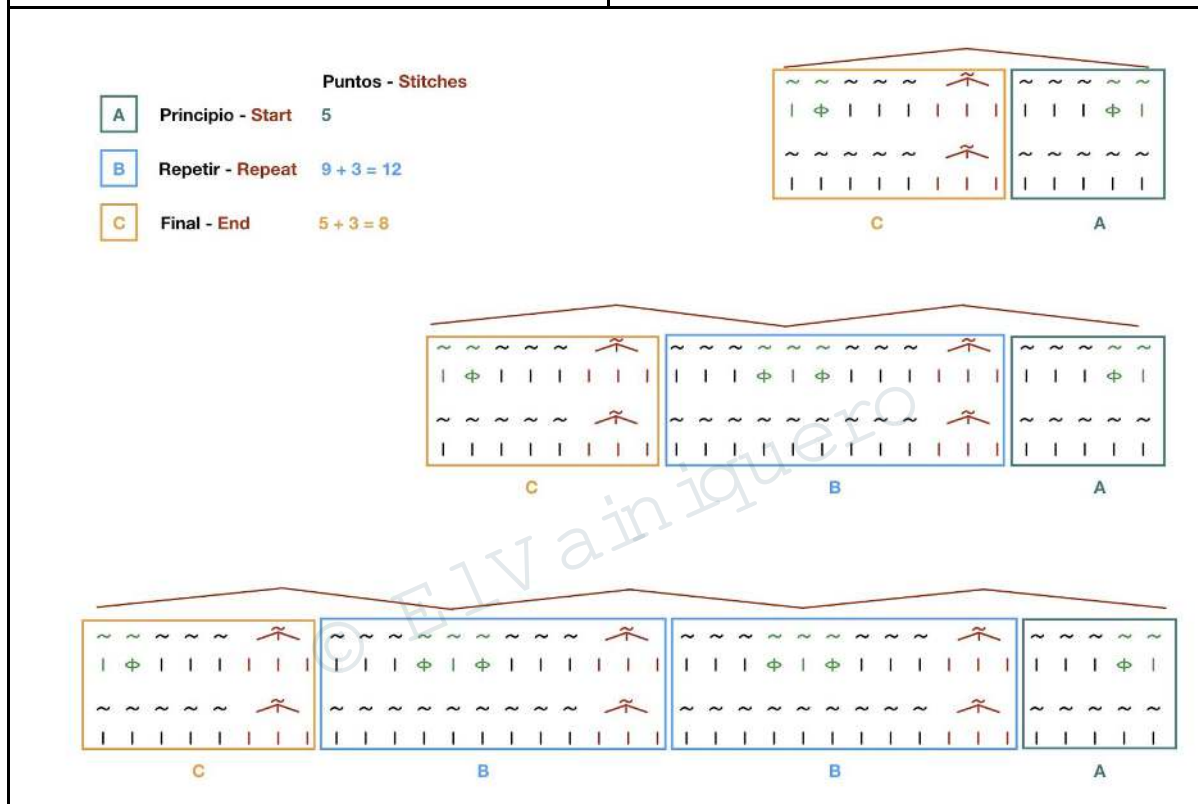
Ejemplo con 4 puntos entre los picos	Example with 4 sts between corners
<p>1 pico = 3 pts A = 4 pts B = [(2 x A) - 1] + 1 pico = 7 + 3 C = A + 1 pico</p>	<p>1 corner = 3 sts A = 4 sts B = [(2 x A) - 1] + 1 corner = 7 + 3 C = A + 1 corner</p>



PICOS CORNERS	
1	A (4 pts/sts) + C (3 pts/sts + 4 pts/sts) = 11 pts/sts
2	A (4 pts/sts) + B (3 pts/sts + 7 pts/sts) + C = 21 pts/sts
3	A (4 pts/sts) + B (3 pts/sts + 7 pts/sts) + B + C = 31 pts/sts

Añadir 1 grupo B por cada pico adicional
Add 1 more group B for each corner

Ejemplo con 5 puntos entre los picos	Example with 5 sts between corners
<p>1 pico = 3 pts A = 5 pts B = [(2 x A) - 1] + 1 pico = 9 + 3 C = A + 1 pico</p>	<p>1 corner = 3 sts A = 5 sts B = [(2 x A) - 1] + 1 corner = 9 + 3 C = A + 1 corner</p>



PICOS CORNERS	
1	A (5 pts/sts) + C (3 pts/sts + 5 pts/sts) = 13 pts/sts
2	A (5 pts/sts) + B (3 pts/sts + 9 pts/sts) + C = 25 pts/sts
3	A (5 pts/sts) + B (3 pts/sts + 9 pts/sts) + B + C = 37 pts/sts

Añadir 1 grupo B por cada pico adicional
Add 1 more group B for each corner

PATRONES


PATTERNS

Punto lleno tunecino: insertar el ganchillo bajo el punto de cierre entre dos barras verticales

Tunisian full stitch: insert hook under the chain between 2 vertical bars

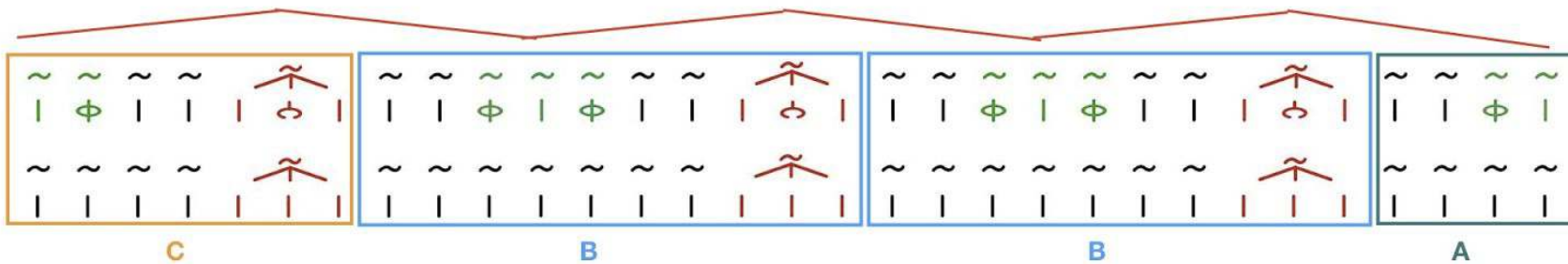
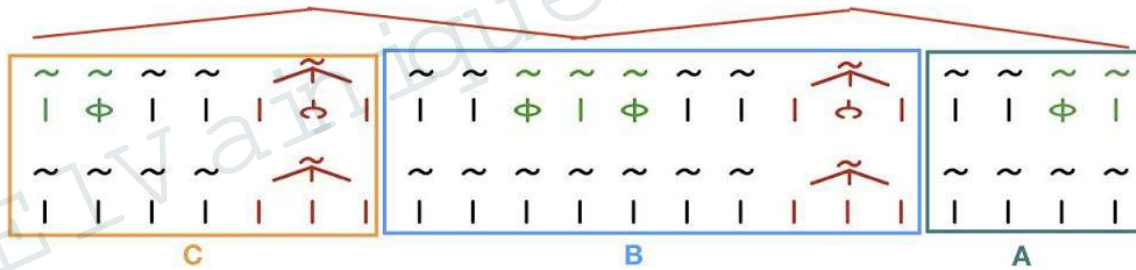
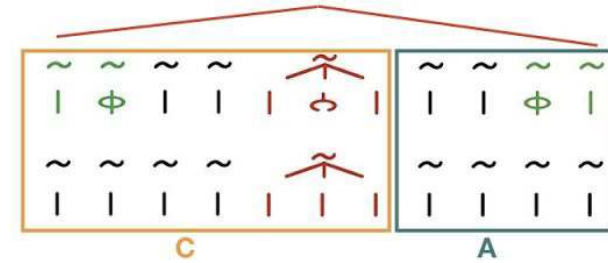
Repetir siempre las vueltas 1 a 14 (igual que la 1) para formar el motivo

Repeat always rows 1 to 14 (= 1st) for pattern

	Punto bajo tunecino - pbt	Tunisian simple stitch - tss
⊕	Punto lleno tunecino - pllt	Tunisian full stitch - tfs
~	Cierre normal	Normal closing
	Cerrar 3 puntos juntos (4 anillas del ganchillo)	Close 3 stitches together (4 loops on the hook)

4 PUNTOS DE SEPARACIÓN - 4 STITCHES BETWEEN CORNERS

		Puntos - Stitches
A	Principio - Start	4
B	Repetir - Repeat	$7 + 3 = 10$
C	Final - End	$4 + 3 = 7$



5 PUNTOS DE SEPARACIÓN - 5 STITCHES BETWEEN CORNERS

		Puntos - Stitches
A	Principio - Start	5
B	Repetir - Repeat	$9 + 3 = 12$
C	Final - End	$5 + 3 = 8$

