


PUNTO FANTASÍA #7 - CROCHET

FANTASY STITCH #7 - CROCHET





Video: <https://youtu.be/-hxi4hahmmA>


Montar un número de cadenetas múltiplo de 3 + 1

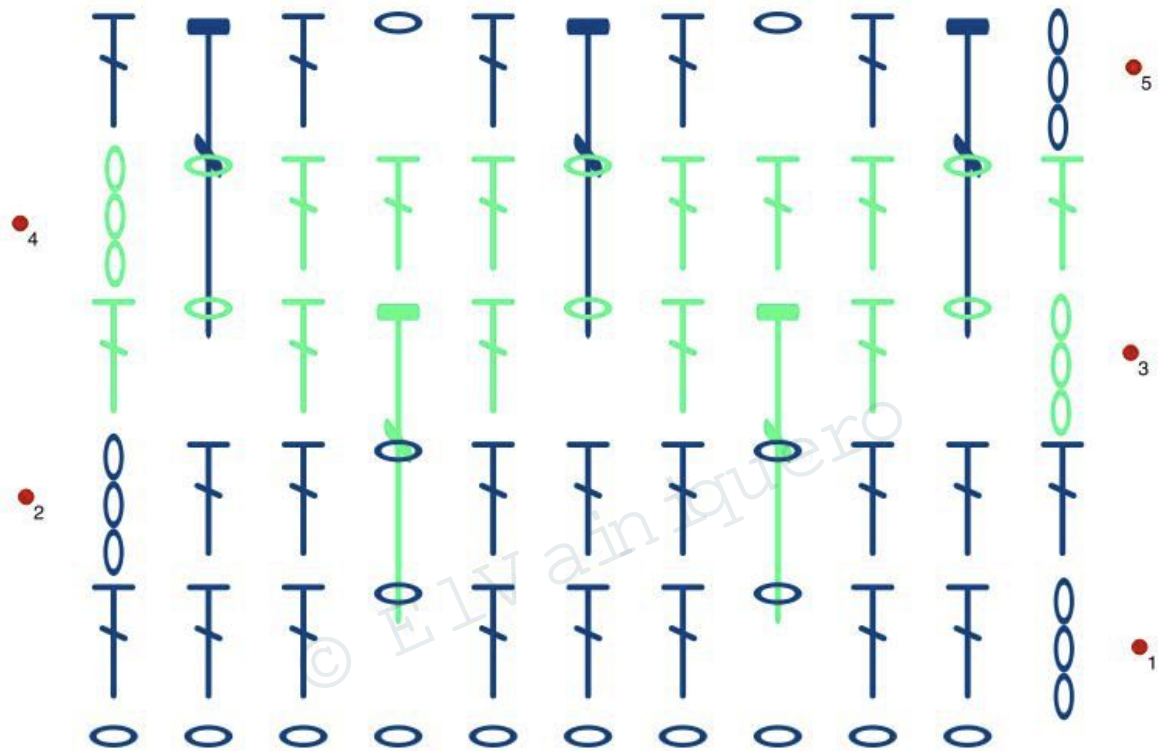
Number of chains multiple of 3 + 1

Repetir vueltas 2 a 5

Repeat rows 2 to 5

0	cadeneta	ch	chain
	punto alto	dc	double crochet
	punto alto insertando el ganchillo por debajo de la cadeneta de la penúltima vuelta	dc↓	treble crochet inserting the hook under the chain of the penultimate row

	3 cadenetas de subida	t-ch3	triple turning chain
---	-----------------------	-------	----------------------



V/R - Vuelta / Row

V/R 1: t-ch3 1, dc 2, ch 1, dc 3, ch 1, dc 3

V/R 2: t-ch3 1, dc 2, ch 1, dc 3, ch 1, dc 3

V/R 3: t-ch3 1, ch 1, dc 1, **dc↓ 1**, dc 1, ch 1, dc 1, **dc↓ 1**, dc 1, ch 1, dc 1

V/R 4: t-ch3 1, ch 1, dc 3, ch 1, dc 3, ch 1, dc 1

V/R 5: t-ch3 1, dc 1, **dc↓ 1**, ch 1, dc 1, **dc↓ 1**, dc 1, ch 1, dc 1, **dc↓ 1**, dc 1